

# PLENTICORE plus

Hybrid inverter - 3.0–10 kW



Data sheet

# PLENTICORE plus: The new standard – versatile and smart

## All-in-one

- PV hybrid inverter with battery input with optional activation code <sup>1, 2)</sup>
- Compatibility with various high-voltage batteries <sup>2)</sup>
- 3 MPP trackers suited to the layout of almost all roofs
- Extended MPP range – perfect for repowering

## Smart connected

- Smart Communication Board – future proof, new functions can be added via the integrated Web Application
- Display, data logger, system monitoring, network and control interfaces integrated as standard
- Free Solar Portal for monitoring the PV system
- Modbus/Sunspec (TCP) for Smart Home integration



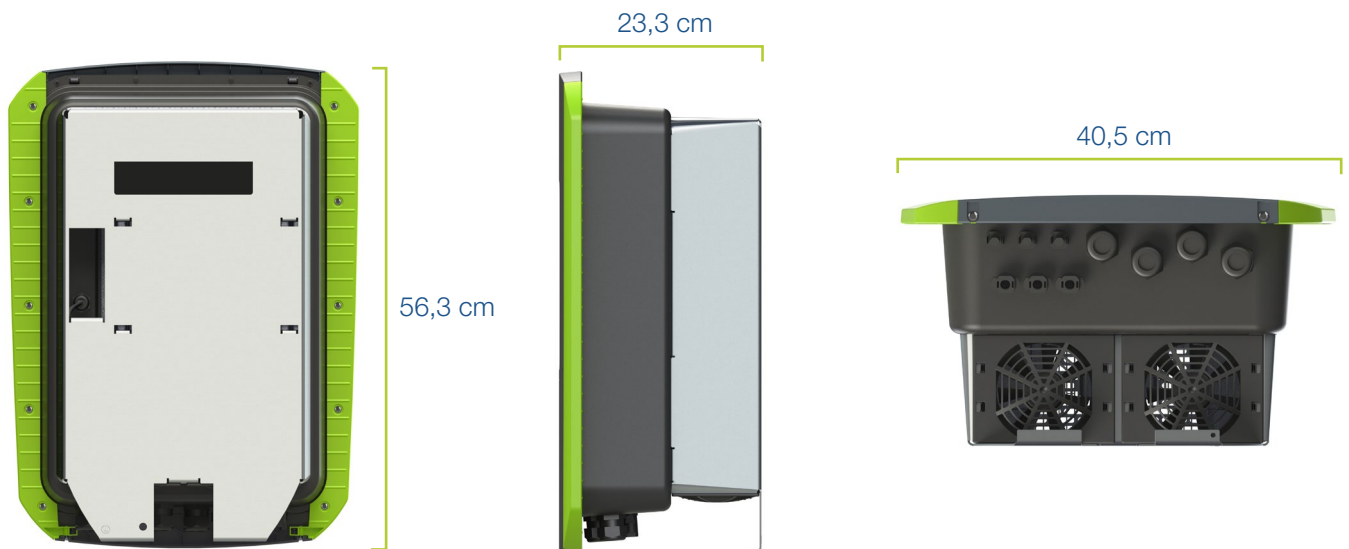
## Smart performance

- Fast, self-learning shadow management – adapts individually to the installation site
- Dynamic active power control and 24-hour home-consumption measurement <sup>2)</sup>
- Self-learning generation and consumption forecast – for optimum self-consumption <sup>2)</sup>
- Low conversion losses due to DC coupling and high-voltage battery
- Prepared for additional battery charge via AC energy sources <sup>2)</sup>

## Easy to install

- Simple device configuration using commissioning wizard
- Safe installation due to clearly arranged, separate terminal compartment and protected power electronics
- Compatible with RCD type A
- Auto Update: Always at the cutting edge of technology

# PLENTICORE plus: compact and rapidly deployable



<sup>1)</sup> Activation code battery available at: [shop.kostal-solar-electric.com](http://shop.kostal-solar-electric.com)

<sup>2)</sup> KOSTAL Smart Energy Meter required



Power class		3.0	4.2	5.5	7.0	8.5	10	
System data	Topology: Without galvanic isolation – transformerless				✓			
	Protection class according to IEC 60529				IP 65			
	Protective class according to IEC 62103				I			
	Overvoltage category according to IEC 60664-1, input side (PV generator)				II			
	Overvoltage category according to IEC 60664-1, output side (grid connection)				III			
	Degree of contamination				4			
	Environmental category (outdoor installation)				✓			
	Environmental category (indoor installation)				✓			
	UV resistance				✓			
	AC cable diameter (min-max)	mm				8...17		
	AC cable cross-section (min-max)	mm <sup>2</sup>		1.5...6		2.5...6	4...6	
	DC cable cross-section (PV/BAT) (min-max)	mm <sup>2</sup>				2,5...6 / 4...6		
	Max. fuse protection on output side					B16/C16	B25/C25	
	Internal operator protection according to EN 62109-2 (compatible with RCD type A from FW 01.14)					✓		
	Independent disconnection device according to VDE 0126-1-1					✓		
	Height/width/depth	mm (in)				563/405/233 (22.17/15.94/9.17)		
	Weight	kg (lb)		19.6 (43.21)		21.6 (46.62)		
	Cooling principle – regulated fans					✓		
	Max. air throughput	m <sup>3</sup> /h				184		
	Noise emission (typical)	dB(A)				39		
Ambient temperature	°C (°F)				-20...60 (-4...140)			
Max. installation altitude above sea level	m (ft)				2000 (6562)			
Relative humidity	%				4...100			
Connection technology, DC side					SUNCLIX plug			
Connection technology, AC side					Spring-type terminal strip			
Interfaces	Ethernet LAN (RJ45)				1			
	Connection of energy meter for collecting energy data (Modbus RTU)				1			
	Digital inputs (e.g. for digital ripple control receiver)				4			
	USB 2.0				1			
	Potential-free contact for self-consumption control				1			
	Webserver (user interface)					✓		
	Warranty (Smart Warranty / Smart Warranty plus <sup>1)</sup> )	Years				10 (5 + 5)		
Directives/Certification					CE, GS, CEI 0-21, CEI10/11, EN 62109-1, EN 62109-2, EN 60529, EN 50438 <sup>2)</sup> , EN 50549-1 <sup>2)</sup> , ENA/EEA, G98, G99, IFS2018, IEC 61727, IEC 62116, RD 1699, RFG, TF3.3.1, TOR Erzeuger, UNE 206006 IN, UNE 206007-1 IN, UTE C15-712-1, VDE 0126-1-1, VDE-AR-N 4105, VJV2018			

Subject to technical changes. Errors excepted. You can find current information at [www.kostal-solar-electric.com](http://www.kostal-solar-electric.com). Manufacturer: KOSTAL Industrie Elektrik GmbH, Hagen, Germany

<sup>1)</sup> Activate your free warranty (Smart Warranty) now in the KOSTAL Solar online shop ([shop.kostal-solar-electric.com](http://shop.kostal-solar-electric.com)). This does not affect your statutory warranty. You will find more information about the service and warranty conditions in the download area for your product.

<sup>2)</sup> Does not apply to all national annexes

<sup>3)</sup> MPP range of 120 V...180 V (with limited current of 9.5-13 A). MPP range of 680 V...720 V (with limited current of 11 A). Detailed layout can be seen in KOSTAL (PIKO) Solar Plan.

<sup>4)</sup> UK G83/2 and G98-1 settings: The maximum output current is limited to 16 A @ rated AC grid voltage.

# PLENTICORE plus available in 6 power classes



3.0

4.2

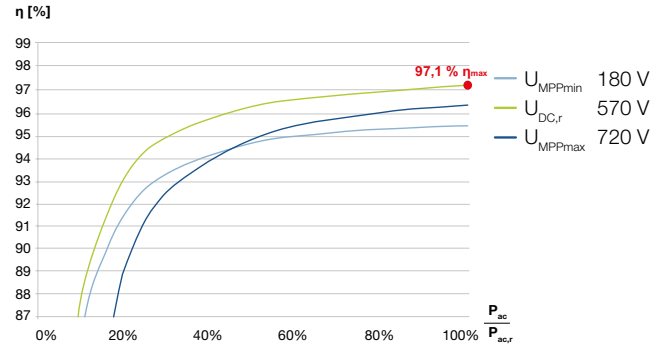
5.5

7.0

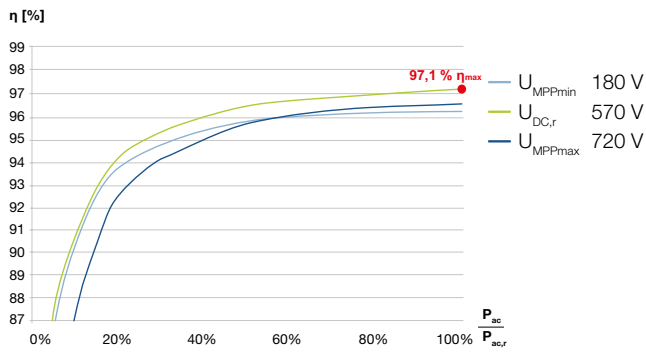
8.5

10

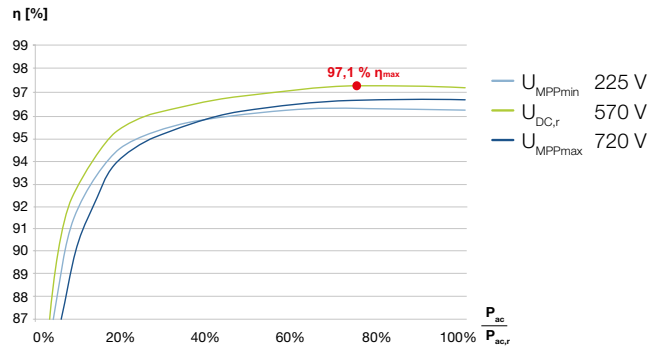
## PLENTICORE plus 3.0



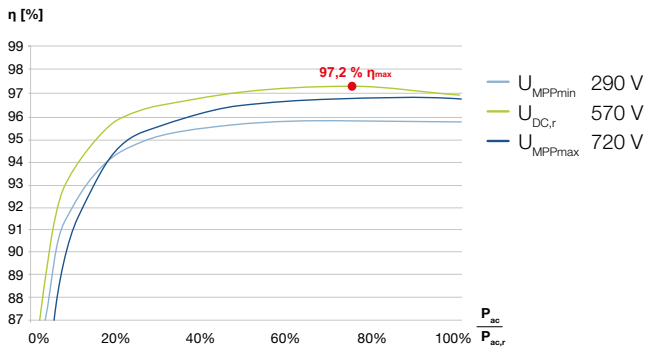
## PLENTICORE plus 4.2



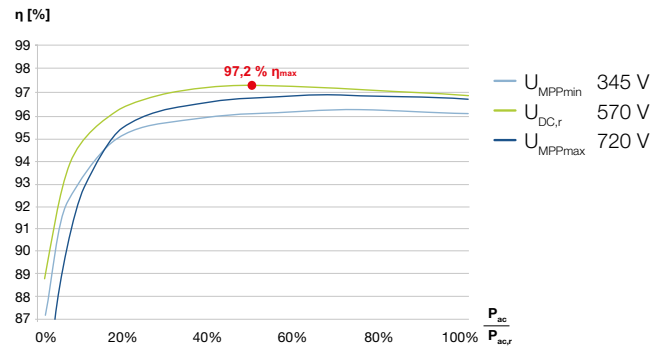
## PLENTICORE plus 5.5



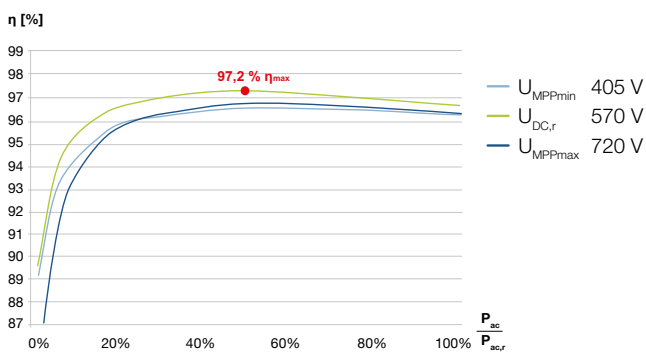
## PLENTICORE plus 7.0



## PLENTICORE plus 8.5



## PLENTICORE plus 10



## Services for our products

### FAQs:

[kostal-solar-electric.com/Service\\_Support](http://kostal-solar-electric.com/Service_Support)

Product registration, KOSTAL Smart Warranty, warranty extension, battery activation code or purchase of accessories: [shop.kostal-solar-electric.com](http://shop.kostal-solar-electric.com)

Get in touch: [service-solar@kostal.com](mailto:service-solar@kostal.com)

